

Reproductive Health and Disasters (RHAD) Assessment Toolkit 2.0 Webinar

July 29, 2024

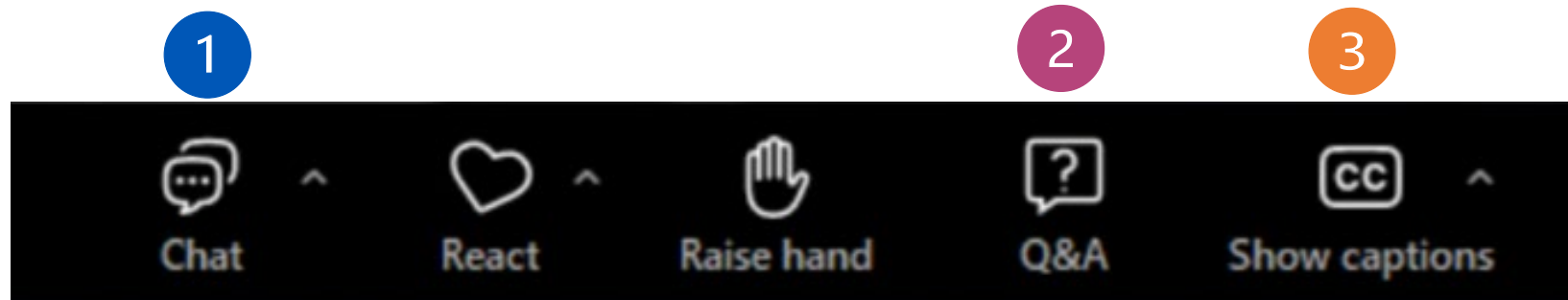


Council of State and Territorial Epidemiologists



Welcome!

- This webinar will be recorded and shared online along with the materials covered today.
- Throughout today's presentation:
 - Please use the **1 Chat function** to share your comments and ideas with all participants.
 - Please use the **2 Q&A feature** in Zoom to ask questions for presenters. There will be time for Q&A throughout and at the end of the webinar.
 - For subtitles, select **3 'Show Captions.'**



A quick question...

1. What HHS region are you Zooming in from today?

- Region 1 – Boston
- Region 2 – New York City
- Region 3 – Philadelphia
- Region 4 – Atlanta
- Region 5 – Chicago
- Region 6 – Dallas
- Region 7 – Kansas City
- Region 8 – Denver
- Region 9 – San Francisco
- Region 10 – Seattle

2. What type of jurisdiction do you represent?

- Local
- State
- Territorial
- Tribal
- Other

Webinar Agenda

- Welcome (CSTE, 5 min.)
- Background Information on Reproductive Health and Disasters (5 min.)
- RHAD Toolkit 2.0 Overview (10 min.)
- Project Overview (10 min.)
 - Timeline
 - Activities
- Project Results and Conclusions (15 min.)
- Q&A (10 min.)
- Adjourn

Webinar Objectives

- Provide information on **how reproductive health needs can be addressed by public health agencies (PHA)** during disaster preparedness, response, and recovery
- Describe the **purpose and utility of the RHAD Toolkit 2.0**
- Share an overview of the RHAD Toolkit 2.0 **cognitive validation process**
- Highlight **key revisions** to the RHAD Toolkit 2.0

Background Information on Reproductive Health and Disasters

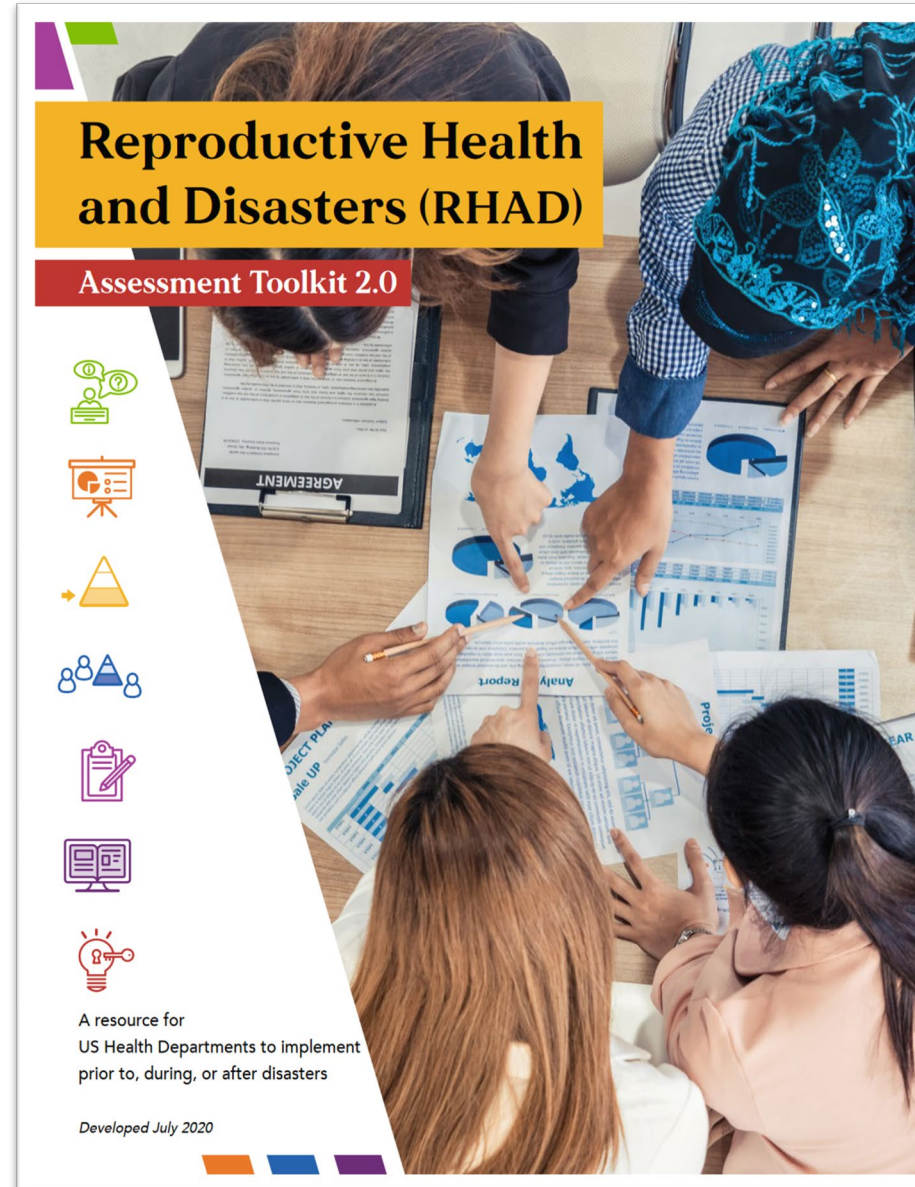
Background – Reproductive Health and Disasters

- Public health disasters include:
 - Natural disasters
 - Natural epidemics or pandemics
 - Intentional or accidental releases of a chemical, biological, radiological, or nuclear agent
 - Man-made disasters
- Public health emergency preparedness (PHEP) can be defined as “the capability of the public health and health care systems, communities, and individuals to prevent, protect against, quickly respond to, and recover from health emergencies”

Background – Reproductive Health and Disasters (cont.)

- Women are disproportionately impacted by natural disasters and account for more than 75% of displaced persons
- 2019 Pandemic and All Hazards Preparedness and Advancing Innovation Act identified pregnant and postpartum women and infants as those with special clinical needs during public health emergencies
- Surveillance of maternal and infant health (MIH) threats varies by PHA capacity and resources
- PHAs need to tailor surveillance activities to collect data on pregnant, postpartum, and lactating women (PPLW), women of reproductive age (WRA), and infants

RHAD Toolkit 2.0 Overview



Key Sections in the RHAD Toolkit 2.0

- Guidance on implementing assessments from the RHAD Toolkit 2.0 are organized into the following sections:
 - Introduction
 - Planning Phase
 - Fundamental Approach
 - In-Depth Approach
- The RHAD Toolkit 2.0 includes assessment questions in the following tools:
 - 3-minute sample assessment
 - 5-minute sample assessment
 - 10-minute sample assessment
 - Optional question modules
- Glossary and Appendices in the RHAD Toolkit 2.0 define key terms and provide templates and additional resources for PHAs

Introduction



- The Reproductive Health After Disasters (RHAD) Assessment Toolkit 1.0 was first released in 2012
 - Previous users, applied epidemiologists, and subject matter experts in disaster epidemiology and reproductive health provided feedback
 - CSTE and CDC worked with a consultant to release the [RHAD Toolkit 2.0 in 2021](#) and an online version in 2022
 - Name was updated to reflect that the toolkit and assessments could be implemented before, during, or after a disaster (Reproductive Health **and** Disasters - RHAD)
- The RHAD Toolkit 2.0 guides STLT PHAs “in making immediate and interim decisions to support the needs of individuals and communities”
- PHAs can use the RHAD Toolkit 2.0 to assess reproductive health needs of WRA, PPLW, and infants under 1 year old affected by disasters

Introduction (cont.)



- The RHAD Toolkit 2.0 includes guidance on:
 - Planning process to develop an assessment
 - Step-by-step instructions for conducting a streamline (Fundamental Approach) or comprehensive (In-Depth Approach) assessment
- **Fundamental Approach** focuses on convenience sampling and is suited for PHAs with limited or time-sensitive resources
- **In-Depth Approach** involves a robust sampling strategy
- The RHAD Toolkit 2.0 includes guidance on the following steps for the Fundamental Approach and In-Depth Approach:
 - Determine sample population and sample size
 - Develop assessment instrument(s)
 - Obtain consent and protect participant confidentiality
 - Collect data (e.g., in-person interview, web-based tool, focus group)
 - Analyze data
 - Develop summary report



Planning Phase

- Provides guidance to PHAs on determining what information needs to be collected and methods for data collection
 - **Step 1:** Setting objectives
 - Objectives will vary if an assessment is conducted before, during, or after a disaster (e.g., *“I want to better understand what specific services pregnant women needed after the most recent hurricane that shut down our city”*)
 - **Step 2:** Determining the assessment method (e.g., survey, interview, focus group)
 - Pros and cons of different data collection methods
 - Incentivizing participants
 - Building the assessment team
 - Determining whether to use the “Fundamental Approach” or “In-Depth Approach” for the assessment

Tier 1 - Fundamental Approach



- The Fundamental Approach can be used by PHAs that:
 - Are interested in the disaster-related needs for a town or city
 - Have a few questions to ask (under 10 minutes to ask all questions)
 - Have limited resources and is unable to request additional help or funding
 - Can only use a convenience sample for the assessment

Steps for the Fundamental Approach



- **Step 3:** Determine sample population and sample size
 - **Fundamental Approach** - use convening sampling strategy, simple convenient random sampling strategy, or convenient snowball sampling strategy
- **Step 4:** Develop assessment instrument(s)
 - **Fundamental Approach** - Use the 3-minute or 5-minute assessments in the RHAD Toolkit 2.0 to develop a survey
 - Develop discussion questions and probing questions for interviews or focus groups
- **Step 5:** Obtain consent and protect participant confidentiality
 - Develop a study fact sheet and/or Informed Consent form or script
- **Step 6:** Collect data
 - Disseminate a survey via WIC program
 - Conduct interviews or focus groups at a local shelter or community-based organization
- **Step 7:** Analyze data
 - **Fundamental Approach** - code open-ended responses from surveys or themes from interview
- **Step 8:** Develop summary report
 - **Fundamental Approach** - may only need results for internal use
 - Present data using graphs, charts, and icons
 - Develop actionable recommendations

Tier 2 - In-Depth Approach



- The In-Depth Approach can be used by PHAs that:
 - Are interested in a larger region's disaster-related needs
 - Want a rigorous assessment and can calculate the appropriate sample size
 - Have access to census data, household data for the geographic region, and mapping technology
 - Have time to ask more in-depth questions and conduct data collection over multiple months
 - Can request funds for a large-scale assessment

Steps for the In-Depth Approach



- **Step 3:** Determine sample population and sample size
 - **In-Depth Approach** - use a modified cluster sampling strategy with referral
- **Step 4:** Develop assessment instrument(s)
 - Develop discussion questions and probing questions for interviews or focus groups
- **Step 5:** Obtain consent and protect participant confidentiality
 - Develop a study fact sheet and/or Informed Consent form or script
 - **In-Depth Approach** - coordinate with your agency's IRB
- **Step 6:** Collect data
 - Send teams to randomly selected clusters of households to conduct in-person interviews or ask for referrals
 - Conduct interviews through phone or video conferencing
 - Disseminate online surveys via email or text
- **Step 7:** Analyze data
 - **In-Depth Approach** - thematically code open-ended responses from surveys, interviews, and/or focus groups and split by groups (e.g., clusters or geographic regions)
- **Step 8:** Develop summary report
 - **In-Depth Approach** - provide detailed findings to the PHA and other stakeholders
 - Reports can include the assessment's purpose, design, results, data visualizations, and actionable recommendations

Assessment Tools



- The RHAD Toolkit 2.0 provides three versions of an assessment tool:
 - **3-minute assessment** – quick snapshot
 - **5-minute assessment** – more comprehensive assessment
 - **10-minute assessment** – in-depth assessment
- PHAs can select the assessment that best meets their needs
- Each assessment includes questions on background characteristics, pregnancy status, care needs for women who recently gave birth, and additional health and safety needs



Glossary and Additional Resources

- Key terms, templates, and additional resources are included in the RHAD Toolkit 2.0:
 - Glossary
 - Planning checklists
 - Budget templates
 - Study fact sheet template
 - Informed consent form
 - Training resources for interviews
 - Data analysis instructions, codebooks, and analysis sheets
 - Reporting templates (e.g., summary report, detailed report, journal article, fact sheet)

A quick question...

1. Have you used guidance and/or assessments in the RHAD Toolkit 2.0?

- Yes
- No
- Unsure

2. What are the assessment “approaches” described in the RHAD Toolkit 2.0? (select all that apply)

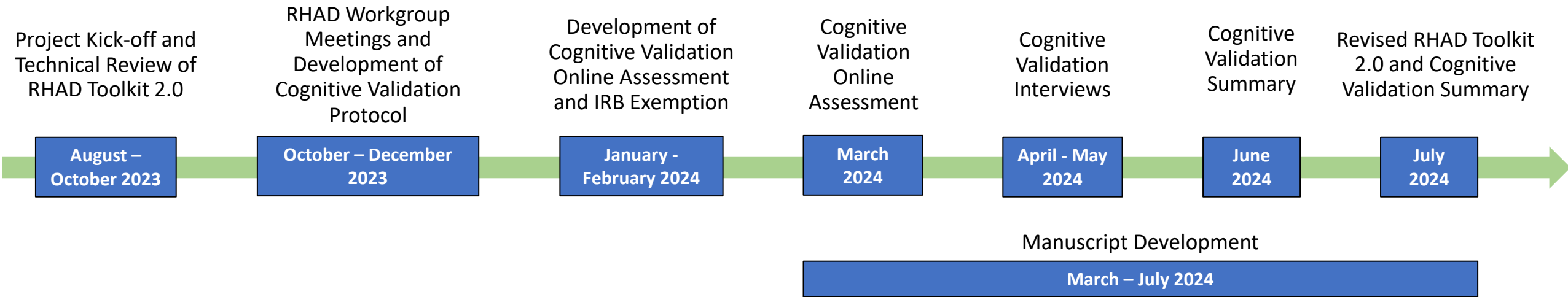
- Fundamental Approach
- In-Depth Approach
- Research Approach
- Logistical Approach

RHAD Toolkit 2.0 Project Overview

Project Purpose

- Conduct a technical review of the RHAD Toolkit 2.0 with CSTE and CDC SMEs
- Use cognitive validation to assess the target population's interpretation of assessment questions in the RHAD Toolkit 2.0
 - Understand whether assessment questions are confusing or uncomfortable
 - Identify necessary edits to the RHAD Toolkit 2.0
- Gather feedback on RHAD Toolkit 2.0's optional question modules (these were not previously tested with target populations)
 - Access to WIC services
 - Access to Sexually Transmitted Services
 - Access to Mental Health Services
 - Partner Violence

Project Timeline and Activities



Suite of Project Products

- Cognitive Validation Online Assessment
- Cognitive Validation Interview Protocol
- Cognitive Validation Summary
- RHAD Toolkit 2.0 Manuscript
- Revised RHAD Toolkit 2.0 Document

Cognitive Validation Online Assessment

The online assessment included a total of 36 questions organized into 10 separate sections:

Section 1: Informed Consent and Contact Information	Section 6: Needs
Section 2: Demographics	Section 7: Access to WIC Services
Section 3: Background Characteristics	Section 8: Access to Sexually Transmitted Infections Services
Section 4: Pregnant Women	Section 9: Access to Mental Health Services
Section 5: Postpartum Women & Their Infants	Section 10: Partner Violence

This is the question that respondents were asked for each Assessment question from the RHAD 2.0 Toolkit

12. Please indicate if any components of the following question are confusing or make you feel uncomfortable (1 = not confusing and or not uncomfortable; 5 = very confusing and/or very uncomfortable):

Respondents could review each Assessment question

How damaged was your home by the disaster?

- ☐ My home was not damaged
- ☐ Minor (Living areas of dwelling still livable)
- ☐ Major (Living areas of dwelling not livable)
- ☐ Destroyed
- ☐ Don't know
- ☐ No Response

After reviewing the Assessment question, respondents would rate the Assessment question and could provide additional written comments

Not Confusing and/or Not Uncomfortable

1

2

3

4

5

Very Confusing and/or Very Uncomfortable

Any additional comments?

Cognitive Validation Interviews

- Participants could opt in to participate in 30-minute virtual interviews to further discuss their feedback for the RHAD Toolkit 2.0 assessments
- Specific interview questions:
 - What are your reflections and feedback on the assessment questions?
 - Can you describe any assessment questions that may have been confusing or uncomfortable to answer? What about the question was confusing and/or why was it uncomfortable?
 - In your opinion, to what extent should edits be made to the assessment questions to enhance clarity? Please describe any suggested edits to the language or wording.

Project Results and Conclusions

Cognitive Validation Results

- The online assessment was distributed to partners from state-level PHAs in Arizona, Florida, Maine, Maryland, Minnesota, Oregon, and New York
- CSTE distributed the online assessment via professional networks, community partners, and with attendees of the 2024 Association of Maternal & Child Health Programs (AMCHP) annual conference.

Cognitive Validation Activity	Total Participants
Completed cognitive validation online assessment	101
Opted in to interviews	52
Responded to scheduling requests	13
Completed interview	7*

Cognitive Validation Results

- Assessment respondents rated most of the RHAD Toolkit 2.0's assessment questions as:
 - Moderately 'not confusing' and/or 'not uncomfortable' to answer
 - Highest average rating for a question being 1.88
 - 1 = not confusing and/or not uncomfortable to answer, 5 = very confusing and/or very uncomfortable to answer
- Key feedback from cognitive validation participants:
 - Concerns raised around the context in which questions would be asked
 - Women may be hesitant to share sensitive information
 - PHAs should provide context around the assessment's purpose and recommendations for resources and services
 - PHAs should tailor RHAD Toolkit 2.0 assessment questions to their needs

Key RHAD Toolkit 2.0 Revisions

- Over 150 suggested revisions/comments received via online assessment and interviews
- Edits made to the RHAD Toolkit 2.0:
 - Simplified assessment questions to use less technical language
 - Updated response options to be clearer and align with respondents' experiences
 - Added guidance for PHAs to update assessment questions to distinguish between respondents' circumstances before, during, and after a disaster
 - Added guidance for PHAs to adjust assessment questions to align with data collection needs
 - Added disclaimers for assessment questions on sensitive topics
 - "Disclaimer: The following question includes topics that are sensitive in nature."

Key RHAD Toolkit 2.0 Revisions

Example Revision

Did you have difficulty getting any of the following items to take care of your baby because of the disaster? Select all that apply.

- Infant formula
- Water for formula
- Bottles
- Breast pump
- Diapers
- Baby wipes and/or diaper cream
- Crib or portal crib
- Private area for breastfeeding or pumping
- Other care items for infants (specify)

Example Revision

Since ~~your baby was born~~ giving birth, have you had a postpartum checkup ~~for yourself~~? (A postpartum checkup is ~~the~~ a regular checkup ~~a woman has~~ after ~~she gives~~ giving birth, a miscarriage, or a stillbirth)

- Yes
- No
- Not yet (still too early)
- Don't know
- No response

Key RHAD Toolkit 2.0 Revisions

Example Revision

Do you need and have access to the following services? Please select the option that best describes your needs and access.

- ~~I need this service and do not~~ I have access to it currently
- I need this service and **do not know if I have access** to it currently
- I need this service and **do not have access** to it currently
- I **do not need** this service
- **Unsure if I need** this service
- No response

Example Revision

~~Do you have~~ Have you had any of the following health problems ~~that require~~ requiring ongoing care which started before or during this pregnancy? Select all that apply. *(Note: Provide additional context regarding the purpose of asking about health problems and how this data will be used.)*

- High blood sugar (diabetes or gestational diabetes)
- Vaginal bleeding
- Asthma
- Kidney or bladder (urinary tract) infection
- Severe nausea, vomiting or dehydration
- High blood pressure, **or** hypertension (including pregnancy- induced hypertension)
- Preeclampsia (**toxemia**) or **eclampsia**
- ~~Toxemia~~
- Heart problems
- Other (specify)

A quick question...

1. Have you participated in a cognitive validation process?

- Yes
- No
- Unsure

2. Which of the following activities were used in the cognitive validation process for the RHAD Toolkit 2.0? (select all that apply)

- Online assessment with community members
- 1-on-1 interviews with community members
- Focus groups with community members
- Focus groups with public health agency staff

Q&A

This has been a truly collaborative effort!

- CSTE
 - Valerie Goodson
 - Preksha Malhotra
- Centers for Disease Control and Prevention (CDC), National Center for Chronic Disease Prevention and Health Promotion, Division of Reproductive Health, Field Support Branch, Emergency Preparedness and Response Team
- RHAD Toolkit 2.0 Workgroup Members
- Cognitive Validation Participants
- State PHAs in Arizona, Florida, Maine, Maryland, Minnesota, Oregon, and New York

Thank you!

- This webinar recording and slides will be shared in follow-up
- Updated RHAD Toolkit 2.0 release in Fall 2024
- Questions? Contact Preksha Malhotra (pmalhotra@cste.org)